



Whirlpool Collection



Whirlpool
SENSING WHAT MATTERS



Designed
for what really
matters.



Introducing Whirlpool's innovative built-in and freestanding collections: a complete range of **advanced solutions to help improve life at home, every day.**

Superior in performance and intuitive in operation, Whirlpool appliances offer the highest satisfaction. With exclusive features designed to enhance our customers' everyday lives.

6TH SENSE Technology and a wide range of **innovative features** focus on what really matters at home, such as time savings, hygiene, and sustainability. Our goal is for everyone to enjoy each moment fully and effortlessly, making every day a new opportunity for enhanced well-being.

Intuition matters

Knowing that every moment matters, Whirlpool is committed to improving life at home, by finding more innovative ways to facilitate daily routines. With exclusive products and intuitive features, our appliances serve this purpose by eliminating guesswork and providing the perfect experience.

Performance matters

Leveraging more than a century of expertise in the appliance industry, we continue to offer efficient products with breakthrough features. These products are designed to always guarantee outstanding final results and superior performance with no compromise.

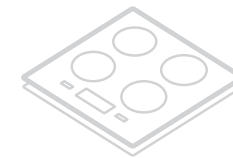
Design matters

In order to create meaningful moments, we design every appliance with beauty and harmony in mind, ensuring it is completely integrated into the home environment and always offers a solution that meets every need. Every detail of this collection, from the elegant shapes to the functional solutions, shows superior craftsmanship to perfectly match contemporary furniture and elevate the user experience - taking every home to the next level.



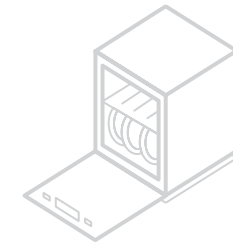


Contents



01  **Cooking**

Page 8



02  **Dishwashing**

Page 26



03  **Laundry**

Page 32



04  **Refrigeration**

Page 48



01 Cooking

Cooking with our innovative appliances is always a satisfying experience, thanks to their superior technology and intuitive functions. From the beginning to the end of the cooking process, these appliances help to make the experience easier and more enjoyable. Not only that, but the appliances also contribute to creating a stylish, harmonious look in the kitchen.

W Collection

Combining cutting-edge design and the latest technology, the W Collection cooking range seamlessly integrates home and life.

In addition to the exceptional performance of the entire collection, it boasts **6TH SENSE Technology**, interactive colour displays, and high-quality craftsmanship.

The collection includes Steam technology, Multisense Temperature Probes, Humidity sensors, Multilevel cooking and more.



Just pick
your recipes,
and **6TH SENSE**
Technology
will make them
great every time!

W Collection **Ovens**

Elevate your cooking experience with W Collection ovens. Select your desired dish and let state-of-the-art **6TH SENSE Technology** do all the work. It automatically adjusts the timing, temperature, and humidity settings to ensure perfect results. Enjoy a seamless cooking experience with our assisted cooking combinations and intuitive **6TH SENSE** sensors.



Key technologies



6TH SENSE Cooking Combinations

Assisted cooking combinations for outstanding results time after time.



MultisenseProbe

The unique self-supporting probe monitors the food's temperature at 4 different points.



BakeSense

Achieve the perfect bake, crisp on the outside and juicy and soft on the inside.



Cook4

Cook four dishes at once without mixing flavours or aromas.



SteamSense

Create mouth-watering and nourishing meals with expert guidance.



Ready2Cook

Eliminating the need for pre-heating.



iXelium

Easy to clean, scratch-resistant surface that will never lose its shine.



MultisenseProbe

There is nothing more tempting for the taste buds than a succulent roast or a freshly baked fluffy cake. The **MultisenseProbe** guarantees perfectly cooked dishes with complete temperature control inside and out. With **6TH SENSE Technology**, the probe **measures the temperature at four different points**, ensuring even cooking from top to bottom.



BakeSense

BakeSense smart sensors monitor humidity levels and adjust the oven settings for the perfect bake. The sensor communicates with the oven to make any adjustments, serving as an alternative to the **MultisenseProbe** and it will turn off the oven once the food is done.



Cook4

Cook4 lets you cook four dishes at once without mixing flavours or aromas. It evenly heats the oven and recirculates air for perfect cooking. Save time and energy with **Cook4** technology.



SteamSense

SteamSense uses an injection of steam to evenly distribute heat and moisture, preserving the original flavours and goodness of your ingredients. Let **SteamSense** provide you with expert guidance in creating mouth-watering and nourishing meals.



AssistedDisplay

Our user-friendly oven displays allow you to select from up to 100 recipes. The display guides you through each step in real-time, ensuring perfect cooking results.



Ready2Cook


The **Ready2Cook** function uses a powerful convection system that allows you to quickly reach the desired temperature **without pre-heating the oven**. Thanks to the even airflow, the oven saves up to 20% of energy and up to 25%* of time.

*With reference to the average energy consumption of a Whirlpool equivalent A-energy rated appliance.



Pyrolytic Cleaning

When set to self-cleaning mode, the inside of the Pyrolytic oven reaches an extremely high temperature (approximately 470°C) at which all the food residues are turned into ashes which can then be easily wiped away with only a damp sponge.



iXelium

Our ovens have a patented high-tech surface called **iXelium** that never loses its shine. This surface is scratch-resistant, easy to clean, and will maintain its beauty over time.

W11 I OM1 4MS2 H
859991549450



Built-in Oven

Capacity: **73 L**
Dimensions: **W:595 x H:595 x D:564**
Energy Class: **A+**

Features:

- **6TH SENSE** Technology
- **Ready2Cook**
- **Cook4**
- **MultisenseProbe**
- **Meat Probe**
- **SmartClean**
- **Multifunction8**
- **SoftClose**
- **TelescopicShelves**

W11 I MS180 UK
859991552670



Built-in Steam Oven

Capacity: **29 L**
Dimensions: **W:595 x H:455 x D:537**
Energy Class: **A**

Features:

- **6TH SENSE** Technology
- **SteamSense**
- **Meat Probe**
- **ForcedAir Plus Steam**
- **SoftClose**

W7 OM4 4BPS1 P
859991541610



Built-in Oven

Capacity: **73 L**
Dimensions: **W:595 x H:595 x D:564**
Energy Class: **A+**

Features:

- **6TH SENSE** Technology
- **Ready2Cook**
- **Cook4**
- **BakeSense**
- **Meat Probe**
- **PyrolyticTechnology**
- **Multifunction8**
- **SoftClose**
- **TelescopicShelves**

W7 OS4 4S1 P
859991541600



Built-in Oven

Capacity: **73 L**
Dimensions: **W:595 x H:595 x D:564**
Energy Class: **A+**

Features:

- **6TH SENSE** Technology
- **Ready2Cook**
- **Cook4**
- **SteamSense**
- **PyrolyticTechnology**
- **Multifunction8**
- **SoftClose**
- **TelescopicShelves**



New induction hobs with *CleanProtect*

The easiest to clean¹ hob using just water.

Introducing our new induction hob with **CleanProtect**, an innovative nano-coating that makes cleaning easier than ever. This innovative coating makes cleaning effortless, protecting the hob from halos and marks, so it stays looking great over time. It requires only water for cleaning, saving you up to 6 bottles of degreaser² each year. Powered by **6TH SENSE Technology**, this range of hobs offers pre-set cooking functions for an effortless culinary experience.

¹Compared to Whirlpool's uncoated standard hobs.

²Saving calculated in a period of 1 year, considering 11.4 ml of generic degreaser (equivalent to 6 sprays used 8 times a week; bottle capacity 750 ml).



Key technologies



6TH SENSE Functions

4 special pre-set cooking functions for outstanding results time after time.



CleanProtect

The easiest hob to clean¹, using just water.



FlexiCook

Manage two zones as a single flexible area with the same heat level.



FlexiSlide

Combines cooking zones for maximum flexibility. Place and move pots and pans anywhere.



ConnexionZone

Designed to accommodate larger pans by connecting two cooking zones.



ChefControl

From high to low temperature with a simple slide of a pan.




Ixelium

Easy to clean, scratch-resistant surface that will never lose its shine.


Perfect cooking is all about intuition

Our induction hobs feature **6TH SENSE Technology**. With four special pre-set functions, you'll never have a problem setting the right heat level. Simply select the programme, and the hob will automatically select the appropriate heat level for your desired cooking method.




Keep Warm

Ensures that dishes remain at the ideal serving temperature after cooking, preventing them from burning.



Melting

Melt chocolate or butter at the touch of a button.



Simmering

Low and slow for melt in the mouth dishes.



Boiling

This function efficiently boils water preventing spills and energy waste.

Integrating design and functionality

W collection **VENT HOB**

Designed with flawless functionality, the Whirlpool Vent Hob combines elegance with efficiency, offering an integrated hood and a glass hob that allows you to prepare recipes while removing odours and vapours.



Four independent cooking zones, nine power levels, one booster and an elegant integrated hood: the new induction hob has all the features to match every need in every kitchen.

With an **intuitive control panel** the unique slider allows you to interact the hob effortlessly, while the hood - with all its elements perfectly flush with the surface of the hob - allows you to freely move pots and pans from one cooking zone to another for maximum flexibility.

Automatic aspiration speed technology allows the integrated hood to adjust its speed setting based on the cooking environment. It adapts its absorption power to the hob cooking level. An ideal balance between power, silence, and energy efficiency.



Integrated hood

Placed at the centre of the hob and perfectly integrated with it, the hood also shows its flawless elegance with the effortlessly removable **Teflon-coated aluminium grid** that allows for perfect cleaning of the hob surface and hood filters.

We know elegance alone is not enough: this is why the hood has been designed to ensure maximum efficiency and performance, **with 3 power levels and 2 boost options** that always guarantee the perfect aspiration in every cooking phase.

Installation under the plinth

The new Whirlpool Vent Hob can be easily integrated into kitchen worktops with a minimum 6 cm plinth and can be installed with two ventilation options: duct or recirculate.



New Ceramic Filter¹

The Ceramic Filter lasts up to 5 years just by thermally regenerating itself in the oven for 45min at 200 degrees². Guaranteeing outstanding durability whilst providing optimum odour absorbing power.

¹ Included only in selected models

² Procedure to be done every 2/3 months according to the usage


WF S3660 CPNE
859991662420



Built-in Hob
CleanProtect
Dimensions: **W:590 x H:54 x D:510**

- Features:**
- **6TH SENSE** Technology
 - *CleanProtect*
 - *FlexiSlide*
 - *ChefControl*
 - **4 Induction** Cooking Zones

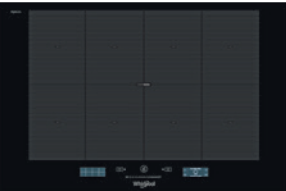
WL B4060 CPNE
859991662310



Built-in Hob
CleanProtect
Dimensions: **W:590 x H:54 x D:510**

- Features:**
- **6TH SENSE** Technology
 - *CleanProtect*
 - *FlexiCook*
 - **4 Induction** Cooking Zones

SMP 778 C/NE/IXL
869991041250



Built-in Hob
W Collection
Dimensions: **W:770 x H:57 x D:510**

- Features:**
- **6TH SENSE** Technology
 - *FlexiSlide*
 - *SmartSense*
 - *ChefControl*
 - *Ixelium*
 - **8 Induction** Cooking Zones

WVH92KFKIT/1
859991652290



Built-in Hob
VentHob
Dimensions: **W:830 x H:211 x D:515**

- Features:**
- *Integrated Hood*
 - *Touch Control*
 - *Ceramic Filter*
 - **4 Induction** Cooking Zones





02 Dishwashing

Innovative, powerful, and efficient, our dishwashers provide excellent performance no matter what the load is. With **6TH SENSE Technology**, available throughout the entire range, the machine detects how dirty the dishes are and adjusts the cycle time and water pressure accordingly. Providing superior cleaning results with up to 50%¹ water and time savings.

¹Based on internal testing. Percentage calculated between the minimum and maximum water and time consumption of the **6TH SENSE** programme

Load it all, think less: **SpaceClean** 3rd Rack

SPACECLEAN BUILT-IN DISHWASHERS

The **SpaceClean** 3rd rack is our most intuitive solution for effortless and quick loading. The deeper 3rd rack with integrated water jets¹ means you can load mugs, bowls and glasses in the unique space.

Thanks to the breakthrough **MaxiSpace Tub**, you've got the freedom to load your dishes your way, as it gives you 10%² more usable space.

¹Based on the volume calculated among top 5 leading brands.

²Vs. Whirlpool dishwasher models with standard tub.

³Based on internal testing. Percentage calculated between the minimum and maximum water and time consumption of the 6th SENSE programme.

⁴Percentage calculated vs. the loading space on models of the same Whirlpool range without the PowerClean solution

⁵Based on average drying performance of Whirlpool built-in dishwasher with 3 racks and NaturalDry on combined load including plastics, glass, steel and porcelain as compared to Whirlpool built-in dishwasher with 3 racks without NaturalDry. Drying performance results may vary based on the dishwasher model and load.

⁶Percentage of energy saving calculated vs. deactivated NaturalDry option for Eco programme.

⁷Results referred to the auto-mixed programme. Different levels of savings were reached on the other auto cycles. Tested internally, comparing the least intensive and most intensive execution of the auto cycle.



Key technologies



6TH SENSE Technology

Automatically detects how dirty the dishes are and adjusts the cycle time and water pressure accordingly. Providing superior cleaning results with up to 50%³ water and energy savings.



SpaceClean 3rd rack

Fit full-size bowls, glasses and mugs into the deeper 3rd rack with powerful integrated water jets¹ for effortless loading and flexibility.



NaturalDry

NaturalDry helps to maximise drying performance by automatically opening the door near the end of the cycle, delivering up to 99%⁵ better drying results and reducing energy consumption by 40%⁶.



MaxiSpace Tub

Thanks to its breakthrough and space-efficient **MaxiSpace Tub**, you've got the freedom to load your dishes your way, with 10%² more usable space within the dishwasher. So there's room for everything, no matter what the occasion.



AutoProgrammes

3 automatic programmes - Mixed, Rapid and Intense - use the exclusive **6TH SENSE Technology** to detect the size of the load and the level of dirt to intelligently adapt the cycle and programme settings, saving up to 40%⁷ of water and energy.



PowerClean Pro

Outstanding cleaning without pre-rinsing. Our powerful water jets remove baked-on food, whilst the innovative design creates 30%⁴ extra space in the lower rack.



Silent Option

Enjoy more silence at home, thanks to the silent option that reduces the noise levels during the cycle.



New Railing System

For smooth loading and unloading of the bottom rack.

W8I HP42 L UK
869991657320



Built-in Dishwasher

Place settings: **14**
Dimensions: **W:598 x H:820 x D:555**
Energy Class: **C**
Water consumption: **9.5L**
Noise level: **40 dBA**

Features:

- **6TH SENSE Technology**
- **SpaceClean 3rd Rack**
- **MaxiSpace Tub**
- **PowerClean Pro**
- **NaturalDry**
- **Silent Option**
- **Light on the floor**

W8I HF58 TU UK
869991657390



Built-in Dishwasher

Place settings: **14**
Dimensions: **W:598 x H:820 x D:555**
Energy Class: **B**
Water consumption: **9.5L**
Noise level: **38 dBA**

Features:

- **6TH SENSE Technology**
- **SpaceClean 3rd Rack**
- **MaxiSpace Tub**
- **PowerClean Pro**
- **NaturalDry**
- **Silent Option**
- **Light on the floor**
- **Light in the tub**

W7I HT40 TS UK
869991656860



Built-in Dishwasher

Place settings: **15**
Dimensions: **W:598 x H:820 x D:555**
Energy Class: **C**
Water consumption: **9.5L**
Noise level: **40 dBA**

Features:

- **6TH SENSE Technology**
- **Flexible 3rd Rack**
- **MaxiSpace Tub**
- **PowerClean Pro**
- **NaturalDry**
- **Silent Option**
- **Light on the floor**
- **Sliding hinges**

W7I HF60 TUS UK
869991657770



Built-in Dishwasher

Place settings: **15**
Dimensions: **W:598 x H:820 x D:555**
Energy Class: **A**
Water consumption: **9.5L**
Noise level: **40 dBA**

Features:

- **6TH SENSE Technology**
- **Flexible 3rd Rack**
- **MaxiSpace Tub**
- **PowerClean Pro**
- **NaturalDry**
- **Silent Option**
- **Light on the floor**
- **Light in the tub**
- **Sliding hinges**

W7F HP33 UK
859991657710



Freestanding Dishwasher

Place settings: **15**
Dimensions: **W:600 x H:850 x D:590**
Energy Class: **D**
Water consumption: **9.5L**
Noise level: **43 dBA**

Features:

- **6TH SENSE Technology**
- **Flexible 3rd Rack**
- **MaxiSpace Tub**
- **PowerClean Pro**
- **NaturalDry**

W7F HS51 X UK
859991661920



Freestanding Dishwasher

Place settings: **15**
Dimensions: **W:600 x H:850 x D:590**
Energy Class: **B**
Water consumption: **9.5L**
Noise level: **41 dBA**

Features:

- **6TH SENSE Technology**
- **Flexible 3rd Rack**
- **MaxiSpace Tub**
- **PowerClean Pro**
- **NaturalDry**
- **Silent Option**

W7F HS51 AX UK
859991661910



Freestanding Dishwasher

Place settings: **15**
Dimensions: **W:600 x H:850 x D:590**
Energy Class: **B**
Water consumption: **9.5L**
Noise level: **41 dBA**

Features:

- **6TH SENSE Technology**
- **Flexible 3rd Rack**
- **MaxiSpace Tub**
- **PowerClean Pro**
- **NaturalDry**
- **Silent Option**



03 Laundry

Intuitive **6TH SENSE** Technology does all the thinking for you, constantly adapting the energy, water and time for each cycle, so you always achieve superior performance and maximum efficiency with the Whirlpool laundry collection.

Discover our most silent washing machines¹ with great resource savings.

SUPREME SILENCE WASHING MACHINES

Silence at home matters. It enables everyone to enjoy the harmony of the home and to connect with what really matters. That's why the Whirlpool Supreme Silence collection **features advanced technologies and design solutions that ensure a quiet performance¹.**

Resource consumption is just as important. The Supreme Silence collection optimises energy, water and detergent automatically with every load through exclusive **6TH SENSE Technology**, so you never waste a drop.



Key technologies




6TH SENSE Technology

Intuitive sensors continuously monitor your laundry, adapting the energy, water and time, to deliver superior results with minimal resource consumption.



ZenMotor

Delivering superior performance whilst minimising noise and vibrations.



AutoDose

Fill the detergent and fabric softener chambers once and wash up to 26 cycles.



FreshCare+

Steams and tumbles laundry to keep it fresh for up to 6 hours after the cycle has finished².



SteamRefresh

Remove odours and creases from your laundry in just 20 minutes, using just two glasses of water.



SteamHygiene

Eliminate up to 99%³ of bacteria for a hygienic clean.



Mixed | Extra Silence Programme

A cycle so quiet it won't disturb your home, running at as little as 60 dBA.



WaterSave

An innovative recirculation system saves up to 59% of water with every cycle⁴.

100% freshness,
even if you forget
to unload.

FRESHCARE+ FREESTANDING WASHING MACHINES

Intuitive **6TH SENSE Technology** continuously monitors your laundry, adapting the cycle and resources, to give you superior results, all whilst saving energy, water and time.

FreshCare+ steams and tumbles your laundry for up to six hours after the cycle has finished, so you always find it fresh when you're ready to unload.



Key technologies



6TH SENSE Technology

Intuitive sensors continuously monitor your laundry, adapting the energy, water and time, to deliver superior results with minimal resource consumption.



FreshCare+

Steams and tumbles laundry to keep it fresh for up to 6 hours after the cycle has finished¹.



SteamHygiene

Eliminate up to 99%² of bacteria for a hygienic clean.



SoftMove

An exclusive set of specific drum movements, adapted to different fabric types, to achieve perfect results.



Clean+

Tailored cleaning power for all your laundry needs. Choose from Intensive, Daily or Fast, and the machine will set the perfect washing parameters.



SteamRefresh

Remove odours and creases from your laundry in just 20 minutes, using just two glasses of water.



Inverter Motor

The brushless inverter motor ensures quiet operation and is built to stand the test of time.

Keep laundry fresh for up to 6 hours after the cycle has finished¹.

FRESHCARE+ BUILT-IN WASHING MACHINES

Whirlpool built-in washing machines blend seamlessly into your home, giving you the freedom to design your kitchen or laundry room exactly to your taste.

100% freshness, even if you forget to unload, with the Whirlpool **FreshCare+** built-in washing machine. A steaming and tumbling phase keeps laundry fresh even after the cycle has finished.



Key technologies



6TH SENSE Technology

Intuitive sensors continuously monitor your laundry, adapting the energy, water and time, to deliver superior results with minimal resource consumption.



Clean+

Tailored cleaning power for all your laundry needs. Choose from Intensive, Daily or Fast, and the machine will set the perfect washing parameters.



FreshCare+

Steams and tumbles laundry to keep it fresh for up to 6 hours after the cycle has finished.



SoftMove

An exclusive set of specific drum movements, adapted to different fabric types, to achieve perfect results.

¹FreshCare+ treatment inhibits the proliferation of the main odour sources for up to 6 hours after the cycle ends. Not compatible with programmes designed for delicate garments and duvets.

Wash and dry
in one appliance
and achieve
total laundry
convenience.

FRESHCARE+ WASHER DRYERS

The intuitive **6TH SENSE Technology** automatically senses, adapts and adjusts each cycle to deliver superior washing and drying results whilst saving on resource consumption.

FreshCare+ washer dryers keep laundry fresh and dry until you are ready to unload. The delicate tumbling action means you'll always unload fresh and dry laundry, even six hours¹ after the cycle has finished.



Key technologies



6TH SENSE Technology

Intuitive sensors continuously monitor your laundry, adapting the energy, water and time, to deliver superior washing and drying results with minimal resource consumption.



FreshCare+

100% freshness even if you forget to unload.



SteamRefresh

Eliminate odours and creases in just 20 minutes.



SoftMove

An exclusive set of specific drum movements, adapted to different fabric types, to achieve perfect results.



Inverter Motor

The brushless inverter motor ensures quiet operation and is built to stand the test of time.



Wash&Dry45

Wash and dry a small load in less than an hour.

Discover our most silent dryer¹.



SUPREME SILENCE DRYER

Silence at home matters. It enables everyone to enjoy the harmony of the home and to connect with what really matters. That's why the Whirlpool Supreme Silence collection features advanced technologies and design solutions that ensure a quiet performance. When combined, the Supreme Silence washing machine and the Supreme Silence dryer create our most silent laundry pair².

Heat pump tumble dryers are the next generation of dryers that protect and prolong the life of your clothes. **Heat Pump technology** operates at a much lower temperature than traditional dryers, so you can save up to 58%³ in energy consumption.

¹ Comparing the drying noise declared by producers in the energy label. Referred to Whirlpool Supreme Silence 8kg and 9kg tumble dryer with 59dbA (December 2020).
² Referred to the combination of Supreme Silence 8kg Washer + new 2021 Whirlpool Supreme Silence 8kg or 9kg dryers. Comparing the noise of free standing washing machines (all capacities excluding 12kg) and the drying noise of dryer declared by producers in the energy label; calculation done considering log scale (real perception of noise) of both appliances running at the same time (November 2020).
³ With reference to the weighted annual energy consumption of a Whirlpool equivalent appliance in B Class. Based on energy efficiency index (Energy label 2014).
⁴ FreshCare+ treatment inhibits the proliferation of the main odour sources for up to 6 hours after the cycle ends. Not compatible with programmes designed for delicate garments and duvets.

Key technologies



6TH SENSE Technology

Intuitive sensors continuously monitor your laundry, adapting the energy and time, to deliver superior drying results with minimal resource consumption.



Inverter Motor

The brushless inverter motor ensures quiet operation and is built to stand the test of time.



Heat Pump Technology

Our most energy efficient tumble drying solution.



AutoCleaning Condenser

A filter that automatically cleans itself at the end of every cycle.



FreshCare+

Delicate tumbling and temperature control keeps laundry fresh for up to six⁴ hours after the cycle has finished.



3Dry Technology

A precise distribution of heat for impeccable drying.



EasyIroning

Spend less time ironing by reducing creases in the dryer.



DuoFilter

Practical two-in-one filtration system to collect most of the fluff.

100% freshness
even if you forget
to unload the
dryer¹.

FRESHCARE+ DRYERS

FreshCare+ tumble dryers keep your laundry fresh for up to six hours¹ after the cycle has finished. Clever temperature control and delicate tumbling action means you'll always find your laundry fresh, even if you forget to unload.

The intuitive **6TH SENSE Technology** automatically senses, adapts and adjusts each drying cycle, constantly monitoring the temperature and humidity inside your appliance, so you always achieve superior drying results whilst saving on energy consumption.



Key technologies



6TH SENSE Technology

Intuitive sensors adapt the cycle according to humidity levels inside the machine, giving you perfect drying results and saving time and energy².



FreshCare+

Delicate tumbling and temperature control keeps laundry fresh for up to six¹ hours after the cycle has finished.



SoftMove

Customised drum movements improves airflow and ensures uniform drying results with every cycle.



InverterMotor

The brushless inverter motor ensures quiet operation and is built to stand the test of time.



EasyCleaning

Effortless cleaning with the **EasyCleaning** filter.



W8 W046WR UK
859991624480



Freestanding Washing Machine

SupremeSilence
Capacity: **10KG**
Dimensions: **W:599 x H:845 x D:643**
Energy Class: **A**
Noise level: **71 dBA**

Features:

- **6TH SENSE** Technology
- **SupremeSilence**
- **Zen**Motor
- **WaterSave**
- **AutoDose**
- **SteamHygiene**
- **SteamRefresh**

W8 W946WR UK
859991624230



Freestanding Washing Machine

SupremeSilence
Capacity: **9KG**
Dimensions: **W:599 x H:845 x D:643**
Energy Class: **A**
Noise level: **71 dBA**

Features:

- **6TH SENSE** Technology
- **SupremeSilence**
- **Zen**Motor
- **WaterSave**
- **AutoDose**
- **SteamHygiene**
- **SteamRefresh**

FFD 11469 BSV UK
869991642010



Freestanding Washing Machine

FreshCare+
Capacity: **11KG**
Dimensions: **W:595 x H:850 x D:605**
Energy Class: **A**
Noise level: **76 dBA**

Features:

- **6TH SENSE** Technology
- **FreshCare+**
- **SteamHygiene**
- **SteamRefresh**
- **Clean+**
- **InverterMotor**

W6 D94WR UK
869991633500



Freestanding Dryer

SupremeSilence
Capacity: **9KG**
Dimensions: **W:597 x H:849 x D:656**
Energy Class: **A+++**
Noise level: **62 dBA**

Features:

- **6TH SENSE** Technology
- **SupremeSilence**
- **Zen**Motor
- **HeatPump**
- **AutoCleaning**
- **3DryTechnology**
- **EasyIroning**

FFT M22 9X2B UK
869991636220



Freestanding Dryer

FreshCare+
Capacity: **9KG**
Dimensions: **W:595 x H:849 x D:649**
Energy Class: **A++**
Noise level: **64 dBA**

Features:

- **6TH SENSE** Technology
- **FreshCare+**
- **HeatPump**
- **EasyCleaning**
- **SoftMove**
- **EasyIroning**

FFWDD 1174269 BSV UK
869991654990



Freestanding Washer Dryer

FreshCare+
Capacity: **11+7KG**
Dimensions: **W:595 x H:815 x D:545**
Energy Class: **D/A**
Noise level: **79 dBA**

Features:

- **6TH SENSE** Technology
- **FreshCare+**
- **SoftMove**
- **SteamRefresh**
- **Wash&Dry45**

BI WMWG 91485 UK
869991664090



Built-in Washing Machine

FreshCare+
Capacity: **9KG**
Dimensions: **W:595 x H:815 x D:545**
Energy Class: **B**
Noise level: **70 dBA**

Features:

- **6TH SENSE** Technology
- **FreshCare+**
- **SoftMove**
- **Clean+**



04 Fridges and Freezers

Designed to provide exceptional food preservation, our fridges and freezers make the kitchen a well-organised space. Maximise space and minimise upkeep with our innovative storage solutions. Enjoy a peaceful home environment with our whisper-quiet inverter motors.

W Collection

TOTAL NO FROST BUILT-IN FRIDGE FREEZERS

Space plays an important part in food preservation and organisation. The new W Collection **Total No Frost** fridge freezer provides plenty of space to store your weekly food shop.

Total No Frost technology allows you to forget about having to manually defrost your fridge or freezer, so you can focus your time on what really matters.



Key technologies



6TH SENSE Technology

Monitors humidity levels to maintain the ideal conditions for your food.



Total No Frost with Metal MultiFlow column

Forget the stress of manual defrosting. **Total No Frost Technology** prevents humidity in the fridge cavity and ice from building up in the freezer.



MultiFresh Box

A dedicated drawer offering three different temperature settings to preserve meat and fish, dairy, or fruit and vegetables.



ZenInverter Compressor

The fridge freezer runs at a whisper-quiet 32 dBA, making it the quietest on the market¹.



Flexible Space Management

A set of smart solutions to organise the food inside the fridge and freezer with full flexibility.



Fresh Box Drawer

Provides the perfect environment for preserving fruits and vegetables, keeping them fresh for up to 15 days².



Invisible Installation

Integrated **push-to-open** and auto-closing door mechanisms for premium kitchens without handles.

W Collection

4 DOOR FRIDGE FREEZER

Our W Collection 4 Door Fridge Freezer offers advanced refrigeration technology, enhanced space management and premium performance. In addition to its large capacity, this fridge freezer features intelligent technology that optimises food preservation to keep food fresh for a longer period of time and in the most natural way possible.



Key technologies



6TH SENSE Technology

6TH SENSE Precision Control monitors the humidity levels within the entire refrigerator compartment to keep food fresh.



Triple No Frost

Three separate No Frost systems control the temperature and humidity in each compartment (freezer, fridge, and convertible space). Air doesn't flow from one space to another, ensuring the ideal temperature and humidity levels in each compartment.



Convertible Space

Switch from freezer to fridge with just one touch, and get 33%¹ extra space. The temperature ranges from -22 °C to +10 °C.



Inverter Compressor

Ensures optimal food preservation while keeping noise levels low.



Colour Display

Integrated full-colour touch screen for intuitive operation and clear visibility.



Water and Ice Maker

Enjoy crushed or cubed ice and fresh water at the touch of a button without losing space within your refrigerator.

¹Considering the capacity of the Convertible Space set up at 4°C

WQ9I FO1BX UK
859991572300



Freestanding Fridge Freezer

Capacity: **591L / 33L**
Dimensions: **W:908 x H:1876 x D:716**
Energy Class: **F**
Noise level: **41 dBA**

Features:

- **6TH SENSE** Technology
- **Convertible** Space
- **Tripple** No Frost
- **Fast** Cooling
- **Inverter** Compressor
- **4.5" Lcd Color** Display
- **Water And Ice** Maker
- **Connectivity**
- **FlexiFreeze**

UW8 F2C XLSB UK 2
869991606760



Freestanding Freezer

Capacity: **252L / 14L**
Dimensions: **W:595 x H:1875 x D:630**
Energy Class: **E**
Noise level: **41 dBA**

Features:

- **6TH SENSE** Technology
- **Total** No Frost
- **FreezeControl**
- **ShockFreeze**

SW8 AM2C XARL 2
869991621920



Freestanding Fridge

Capacity: **368L / 20.5L**
Dimensions: **W:595 x H:1875 x D:630**
Energy Class: **E**
Noise level: **48 dBA**

Features:

- **6TH SENSE** Technology
- **FreshControl**
- **FastCooling**

WHC18 T332 UK
859991633880



Built-In Fridge Freezer

Capacity: **250L / 14L**
Dimensions: **W:540 x H:1770 x D:545**
Energy Class: **E**
Noise level: **32 dBA**

Features:

- **6TH SENSE** Technology
- **Total** No Frost
- **FreshBox+**
- **MultiFresh** Box
- **Zen Inverter** Compressor



Whirlpool UK Appliances Ltd

Morely Way, Woodston, Peterborough, PE2 9JB

